



www.attelsr.lv































ATTĒLS R Ltd., 11 Mašīnu Str., Rīga, LV-1063, e-mail: info@attelsr.lv  
 Board materials: phone 67846678, 67187016, e-mail platnes@attelsr.lv  
 Furniture fittings phone 67846682, 67844884, e-mail furnitura@attelsr.lv  
 Components' production: phone 67844864, 67846675, e-mail detalas@attelsr.lv

Delivery within Latvia: phone 67846676

Operating hours: Monday to Friday 9.00 - 18.00, Saturday 10:00 - 15:00, Sunday - closed

Tools ▶ Saw blades

	Article	Name	Unit	Inner diameter, mm	Tooth geometry and number of teeth	Cutting width, mm	Outer diameter, mm	Price EUR per unit
	<b>special price</b> 24-S58115004	Circular saw blade STEHLE Parat-negative D160x2.2x1.6xD20mm, Z-42 TR-F	gab.	20	TR-F42	2.2	160	36.23
	<b>special price</b> 24-S58110161	Circular saw blade STEHLE TRF D160x2.2x1.6xD20mm, Z-48 TR-F	gab.	20	TR-F48	2.2	160	53.35
	<b>special price</b> 24-S58110142	Circular saw blade STEHLE TRF D160x2.2x1.6xD20mm, Z-56 TR-F	gab.	20	TR-F56	2.2	160	62.94
	<b>special price</b> 24-S58458779	Circular saw blade STEHLE TRF D190x2.2x1.6xD20mm, Z-56 TR-F	gab.	20	TR-F56	2.2	190	56.43
	<b>special price</b> 24-S58110229	Circular saw blade STEHLE TRF D190x2.6x2.0xD20mm Z-54 TR-F	gab.	20	TR-F54	2.6	190	42.79
	<b>special price</b> 24-S58458780	Circular saw blade STEHLE TRF D216x3.2x2.2xD30mm, Z-60 TR-F	gab.	30	TR-F60	3.2	216	59.99
	<b>special price</b> 24-S50110083	Circular saw blade STEHLE HKS - Board D190x2.6x1.6xD16mm, Z-30WS	gab.	16	WS30	2.6	190	20.92
	<b>special price</b> 24-S58115034	Circular saw blade STEHLE Parat-negative D216x2.8x2.2xD30mm, Z-80 TR-F	gab.	30	TR-F80	2.8	216	58.08
	<b>special price</b> 24-S50110244	Circular saw blade STEHLE HKS - solid D160x2.2x1.6xD20mm, Z-12WS	gab.	20	WS12	2.2	160	25.55
	<b>special price</b> 24-S50110054	Circular saw blade STEHLE HKS - solid D160x2.2x1.6xD20mm, Z-24WS	gab.	20	WS24	2.2	160	18.37
	<b>special price</b> 24-S50110090	Circular saw blade STEHLE HKS - Board D190x2.6x1.6xD30mm, Z-48WS	gab.	30	WS48	2.6	190	31.15
	<b>special price</b> 24-S50110056	Circular saw blade STEHLE HKS - Board D160x2.2x1.6xD20mm, Z-48WS	gab.	20	WS48	2.2	160	30.35
	<b>special price</b> 24-S50110055	Circular saw blade STEHLE HKS - Board D160x2.2x1.6xD20mm, Z-36WS	gab.	20	WS36	2.2	160	16.1
	<b>special price</b> 24-S50110107	Circular saw blade STEHLE HKS - solid D216x2.8x1.8xD30mm, Z-30WS	gab.	30	WS30	2.8	216	29.06
	<b>special price</b> 24-S50110109	Circular saw blade STEHLE HKS - solid D216x2.8x1.8xD30mm, Z-60WS	gab.	30	WS60	2.8	216	33.15
	<b>special price</b> 24-S58110175	Circular saw blade STEHLE ZWS D260x3.2x2.2xD30mm, Z-40 WS	gab.	30	WS40	3.2	260	57.34
	<b>special price</b> 24-S58100254	Circular saw blade STEHLE ZWS D260x3.2x2.2xD30mm, Z-60WS	gab.	30	WS60	3.2	260	54.47
	<b>special price</b> 24-L192442	LEUCO Diamond saw blade D260x2.5x2x30mm Z-60	gab.	30	Z60	2.5	260	503.11
	<b>special price</b> 24-S58110413	Circular saw blade STEHLE HKS-HW, D160x1.8x1.2xD20mm Z-18 FWS	gab.	20	Z18	1.8	160	31.79
	<b>special price</b> 24-S58110419	Circular saw blade STEHLE-HW, D160x1.8x1.2xD20mm Z-48 FWS	gab.	20	Z48	1.8	160	49.42
	<b>special price</b> 24-S58110427	Circular saw blade STEHLE HKS-HW D168x1,8/1,2x20 Z=18, FWS	gab.	20	Z18	1.8	168	36.49
	<b>special price</b> 24-S58110429	Circular saw blade STEHLE HKS-HW D168x1,8/1,2x20 Z=48, FWS	gab.	20	Z48	1.8	168	49.42
	<b>upon order</b> <b>special price</b> 24-S58808603	Sizing saw blade STEHLE HW D168x1.8x1.2xD20mm, Z=52 TR-FFA	gab.	20	Z52	1.8	168	49.99
	24-205767	Saw blade ALUMINIUM/PLASTICS HW 168x1,8x20 F/FA 52	gab.	20	FA 52	1.8	168	149
	<b>special price</b> 24-L189971	Trimming saw blade LEUCO D350x3.5, D30mm, Z-54WS	gab.	30	Z54	3.5	350	47.84
	<b>upon order</b> <b>special price</b> 24-L192797	Sizing saw blade LEUCO G5, D400x3.5xD30mm, Z-120WS	gab.	30	Z120	3.5	400	144.54
	<b>special price</b> 24-L189939	Trimming saw blade LEUCO D350x3.5xD30mm, Z-32WS	gab.	30	Z32	3.5	350	48.2
	<b>special price</b> 24-500124	Universal saw blade 216x2,3x30 W36	gab.	30	W36	2.3	216	46.96
	<b>special price</b> 24-205550	Saw blade WOOD RIP CUT HW 160x1,8x20 PW12	gab.	20	PW12	1.8	160	69.38
	<b>special price</b> 24-489459	Special saw blade 225x2,6x30 TF64	gab.	20	TF64	2.6	225	86.93
	<b>special price</b> 24-492050	Fine tooth saw blade 190x2,4 FF W48	gab.	20	W48	1.8	190	47.25
	<b>special price</b> 24-500459	Fine tooth saw blade 160x1,8x20 W32	gab.	20	W32	1.8	160	30.4
	<b>special price</b> 24-500123	Special saw blade 216x2,3x30 WZ/FA60	gab.	30	WZ/FA60	2.3	216	83.91
	<b>special price</b> 24-500458	Standard saw blade 160x1,8x20 W18	gab.	20	W18	1.8	160	32.32
	<b>upon order</b> 24-575976	Fine tooth saw blade 254x2,4x30 W60	gab.	30	W60	2.4	254	109.49
	<b>upon order</b> 24-201910	Diamond saw blade 160x2,2x20 DIA4	gab.	20	DIA4	2.2	160	202.48
	24-205765	Saw blade WOOD FINE CUT HW 168x1,8x20 WD42	gab.	20	WD42	1.8	168	80.29
	<b>special price</b> 24-205554	Saw blade LAMINATE/HPL HW 160x1,8x20 TF52	gab.	20	TF52	1.8	160	65.48
	<b>special price</b> 24-205766	Saw blade LAMINATE/HPL HW 168x1,8x20 TF 52	gab.	20	TF5 L	1.8	168	65.48
	<b>special price</b> 24-500647	Standard saw blade 230x2,5x30 W24	gab.	30	W24	2.5	230	38.2
	<b>special price</b> 24-493201	Special saw blade 210x2,4x30 TF72	gab.	30	TF72	2.4	210	86.85
	<b>special price</b> 24-500122	Special saw blade 216x2,3x30 TF64	gab.	30	TF64	2.3	216	83.9
	<b>special price</b> 24-488289	Fine tooth saw blade 225x2,6x30 W48	gab.	30	W48	2.6	225	55.28
	<b>special price</b> 24-496303	Saw blade Panther 225x2,6x30 PW18	gab.	20	PW18	2.6	225	38.72
	<b>special price</b> 24-488288	Universal saw blade 225x2,6x30 W32	gab.	30	W32	2.6	225	41.84
	<b>special price</b> 24-496302	Universal saw blade 160x2,2x20 W28	gab.	20	W28	2.2	160	30.92

	<b>upon order</b>	24-205558	Diamond circular saw blade ABRASIVE MATERIALS DIA 160x1,8x20 F4	gab.	20	F4	1.8	160	101.57	
	<b>special price</b>	24-494606	Special saw blade 260x2,5x30 WZ/FA64	gab.	30	WZ/FA64	2.5	260	88.4	
	<b>upon order</b>	<b>special price</b>	24-493198	Universal saw blade 210x2,4x30 W36	gab.	30	W36	2.4	210	61.65
	<b>special price</b>	24-492048	Universal saw blade 190x2,6 FF W32	gab.	20	W32	2.6	190	39.33	
	<b>upon order</b>	<b>special price</b>	24-493199	Fine tooth saw blade 210x2,4x30 W52	gab.	30	W52	2.4	210	53.96
	<b>special price</b>	24-493200	Special saw blade 210x2,4x30 TF60	gab.	30	TF60	2.4	210	86.85	
	<b>special price</b>	24-492052	Special saw blade 190x2,6/1,8x20 TF54	gab.	20	TF54	2.6	190	74.99	
	<b>upon order</b>	24-575975	Universal saw blade 254x2,4x30 W40	gab.	30	W40	2.4	254	58.59	
	<b>special price</b>	24-496306	Special saw blade 160x2,2x20 TF52	gab.	20	TF52	2.2	160	68.09	
	<b>special price</b>	24-494605	Fine tooth saw blade 260x2,5x30 W80	gab.	30	W80	2.4	260	129.89	
	<b>special price</b>	24-496301	Saw blade Panther 160x2,2x20 PW12	gab.	20	PW12	2.2	160	27.01	
	<b>special price</b>	24-488291	Special saw blade 225x2,6x30 TF68	gab.	30	TF68	2.6	225	86.92	
	<b>special price</b>	24-496308	Special saw blade 160x2,2x20 TF48	gab.	20	TF48	2.2	160	65.48	
	<b>special price</b>	24-493196	Saw blade Panther 210x2,6x30 PW16	gab.	30	PW16	2.6	210	38.57	
	<b>special price</b>	24-494604	Universal saw blade 260x2,5x30 W60	gab.	30	W60	2.4	260	147.42	
	<b>special price</b>	24-205553	Saw blade WOOD RIP CUT HW 160x1,8x20 WD42	gab.	20	WD42	1.8	160	83.59	
	<b>special price</b>	24-492049	Saw blade Panther 190x2,6 FF PW16	gab.	0	PW16	1.8	190	35.4	
	<b>special price</b>	24-491952	Fine tooth saw blade 160x2,2x20 W48	gab.	20	W48	2.2	160	45.02	
	<b>special price</b>	24-500648	Fine tooth saw blade 230x2,5x30 W48	gab.	30	W48	2.5	230	86.02	
	<b>special price</b>	24-500649	Special saw blade 230x2,5x30 TF76	gab.	30	TF76	2.5	230	83.77	
	<b>upon order</b>	24-575974	Saw blade Panther 254x2,4x30 PW24	gab.	30	PW24	2.4	254	37.99	
	<b>special price</b>	24-575977	Saw blade LAMINATE/HPL HW 254x2,4x30 TF80 L	gab.	30	TF80	2.4	254	157.39	
	<b>special price</b>	24-491050	Fine tooth saw blade 216x2,3x30 W48	gab.	30	W48	2.3	216	57.27	
	<b>special price</b>	24-205551	Saw blade WOOD UNIVERSAL HW 160x1,8x20 W28	gab.	20	W28	1.8	160	79.39	
	<b>special price</b>	24-493351	Flat tooth saw blade 210x2,2x30 F36	gab.	30	F36	2.2	210	60.57	
	<b>special price</b>	24-500646	Saw blade Panther 230x2,5x30 PW18	gab.	30	PW18	2.5	230	39.99	
	<b>special price</b>	24-491051	Special saw blade 216x2,3x30 W60	gab.	30	W60	2.3	216	83.9	
	<b>special price</b>	24-500125	Fine tooth saw blade 216x2,3x30 W60	gab.	30	W60	2.3	216	74.52	
	<b>special price</b>	24-768129	Standard saw blade 160x2,2x20 W18	gab.	20	W18	2.2	160	21.43	
	<b>special price</b>	24-205555	Saw blade ALUMINIUM/PLASTICS HW 160x1,8x20 F/FA52	gab.	20	F/FA52	1.8	160	60.78	

**upon order** - This article is available upon order only.

**special price** - Discounts are not applied to this article

Prices excluding VAT. The indicated prices may be changed without a prior warning.