



Glow+

SALICE

ENG



Glow+, a sliding system for wardrobes with 2, 3 or more overlapping doors, is now equipped with a revolutionary magnetic damping system that decelerates the opening and closing action and delivers an extremely fluent and silent movement.

This innovative solution sets a new standard of silent and smooth sliding movement by eliminating the typical noise and resistance produced by spring- action dampers and enables the door to be easily opened.

Glow+ can be used both with wooden doors and aluminium-framed doors, with a max. weight of 70 kg.

With the use of an optional additional strengthening kit, the system can carry doors up to 100 kg.

Assembling Glow+ is very easy and intuitive. It can be installed with screws or automatically with pressure-fixed clips.

The system can also be equipped with a magnetic cover that provides further aesthetic enhancement.

Glow+ can be used in a host of application and is particularly suitable in living rooms and in bedroom wardrobes.





Technical information

FEATURES OF THE MECHANISM

- Aluminium profiles: alloy 6060T5, anodised silver.
- Sliding wheels: high speed bearings.
- Top and bottom carriages: painted sheet metal.
- Internal components: plastic and zamak.

DOOR FEATURES

- Max. weight for each door 70 kg.
With strengthening kit 100 kg. (evenly distributed).
- Thickness divided into 6 categories:
 - 1: up to 23 mm;
 - 2: up to 26 mm;
 - 3: up to 30 mm;
 - 4: up to 35 mm;
 - 5: up to 40 mm;
 - 6: up to 50 mm.
- Height from the ground: 17 mm or 33 mm.
- Material:
 - a) wood or wood-based material;
 - b) glass with metal frame.
- Minimum door width for applying damper:
 - 2 doors 600 mm;
 - 3 doors 830 mm;
 - 2 and 3 doors with strengthening kit 1000 mm.
- Door adjustment: vertical +5/-0 mm.

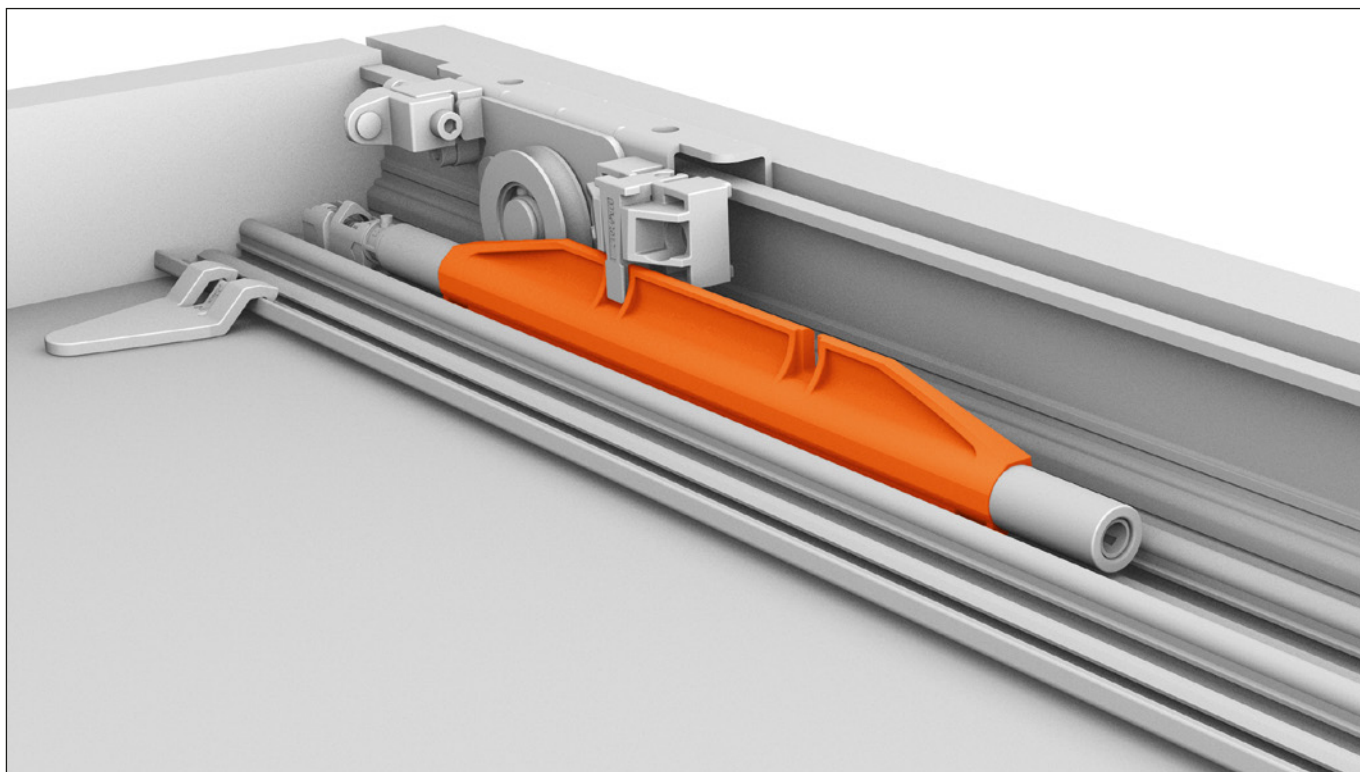
TYPES OF OPENING

- Glow+ is available in one, two, three or more doors, each damped both during opening and closing.




Key features


Innovative buffer with smooth, silent magnetic action.



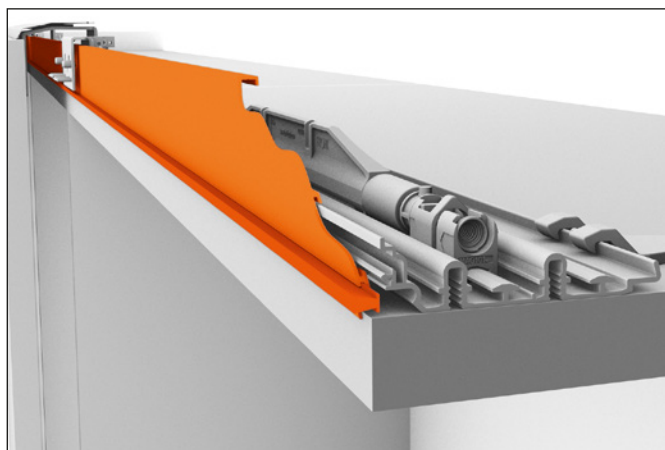
Stops that are extremely easy to fit and position.



Automatic engage and release of the carriage and buffer.

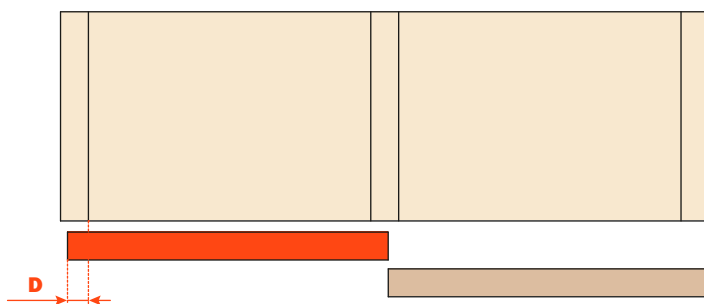
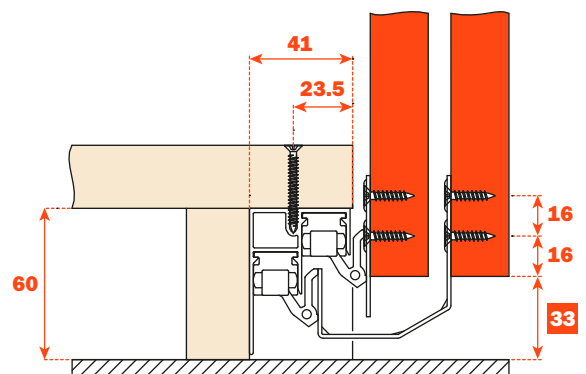
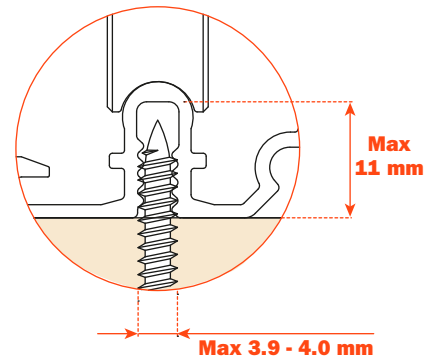
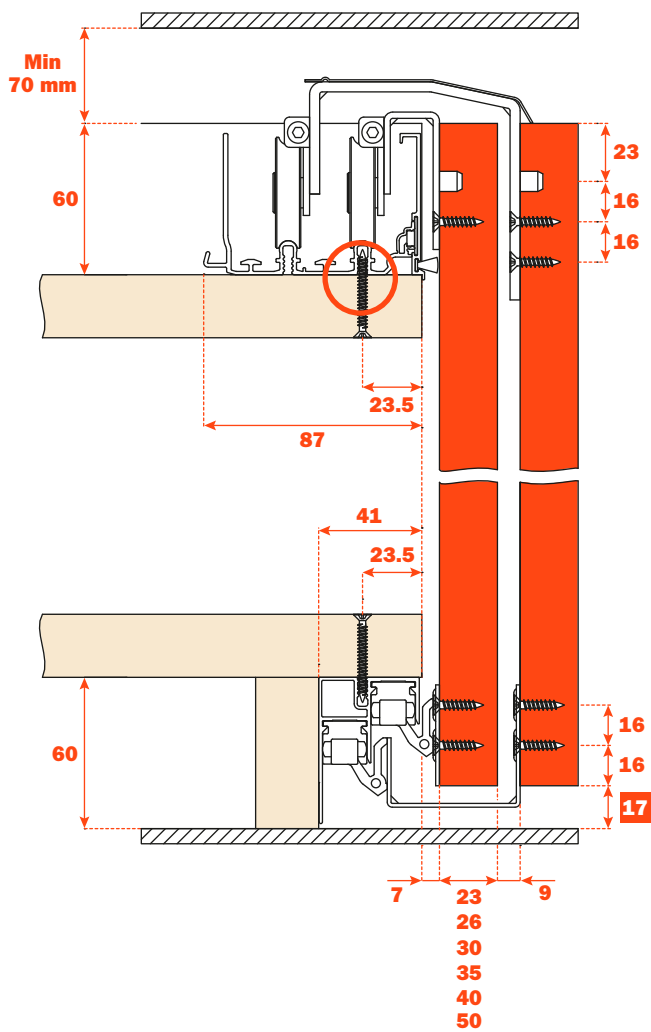


Front cover for the mechanism retained by magnets.

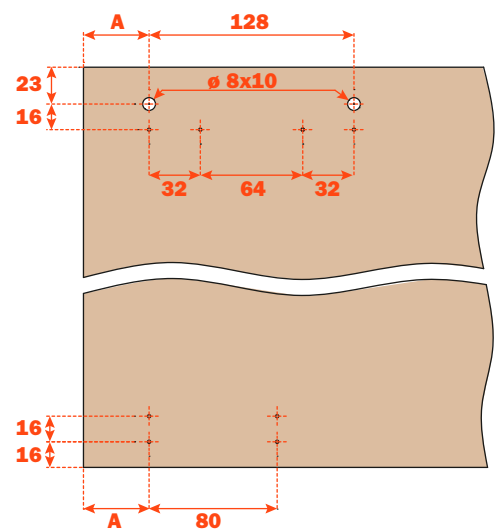


Guide tracks installed with press-fit clips.

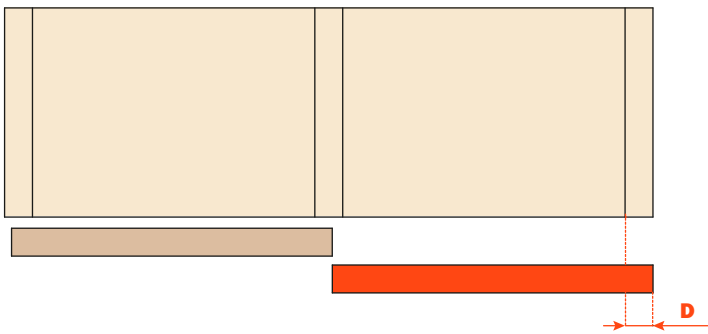
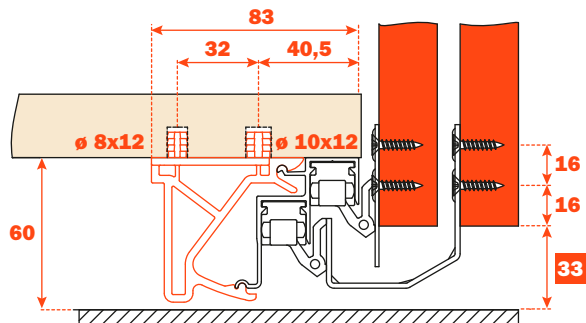
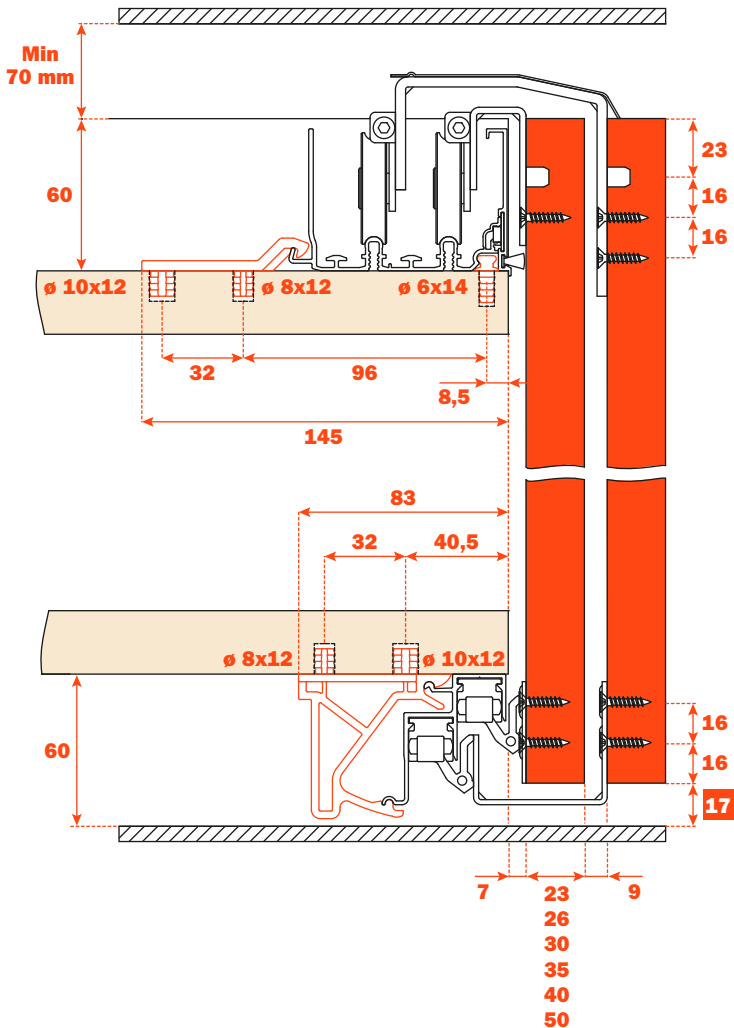




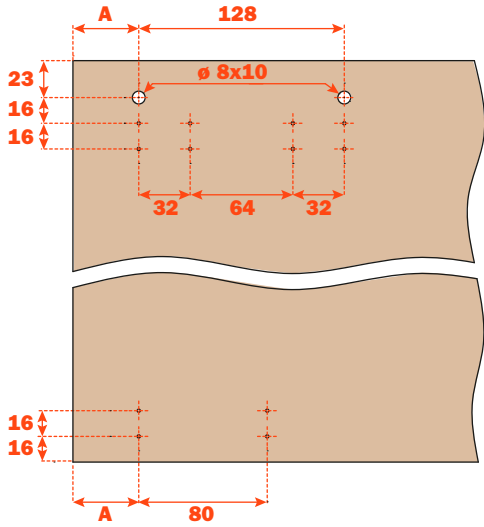
$A \text{ min} = D + 41 \text{ mm}$













Klik






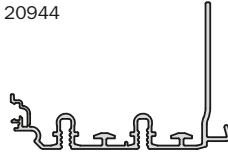


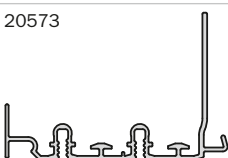








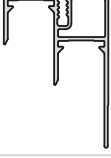

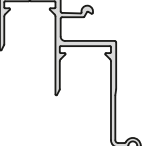
$A \text{ min} = D + 41 \text{ mm}$











PROFILES










STANDARD UPPER PROFILES		PART NUMBER	 (pcs.)	 (kg)	 (mm)	FIXING	
	(mm)						
Designed for front cover	6200	VE41PIA16200AB	8	39,0	105 x 115 x 6300	Klik 	21152 
	3100	VE41PTA13100AB	8	19,6	105 x 115 x 3200	Klik 	
Not designed for front cover	6200	VE41PIB16200AB	8	39,5	105 x 115 x 6300	Klik 	21151 
	3100	VE41PTB13100AB	8	19,8	105 x 115 x 3200	Klik 	

REINFORCED UPPER PROFILE		PART NUMBER	 (pcs.)	 (kg)	 (mm)	FIXING	
	(mm)						
Designed for front cover	6200	VE41PIA26200AB	8	52,4	200 x 130 x 6300	Klik 	20944 
	3100	VE41PTA23100AB	8	26,2	200 x 130 x 3200	Klik 	
Not designed for front cover	6200	VE41PIB26200AB	8	52,6	200 x 130 x 6300	Klik 	20573 
	3100	VE41PTB23100AB	8	26,3	200 x 130 x 3200	Klik 	















LOWER PROFILE		PART NUMBER	 (pcs.)	 (kg)	 (mm)	FIXING	
	(mm)						
	6200	VE41PIE16200AB	8	37,0	75 x 190 x 6300		21162 
	3100	VE41PTE13100AB	8	18,5	75 x 190 x 3200		
	6200	VE41BIX06200AB	8	35,8	235 x 75 x 6300	Klik	39428 
	3100	VE41BTX03100AB	8	17,9	235 x 75 x 3200	Klik	



















FRONT COVER		PART NUMBER	 (pcs.)	 (kg)	 (mm)	
	(mm)					
With housing for brush	6200	VE41BIA06200AB	8	15,7	125 x 75 x 6300	34032 
	3100	VE41BTA03100AB	8	7,80	125 x 75 x 3200	
Without housing for brush	6200	VE41BIB06200AB	8	15,02	125 x 75 x 6300	35510 
	3100	VE41BTB03100AB	8	7,50	125 x 75 x 3200	

INTERNAL DOOR SLIDING CARRIAGES











ARTICLE		PART NUMBER	 (pcs.)	 (kg)	 (m ³)	 (mm)	
	(mm)						
Upper right carriage		VE41KMCM1350DX0	30	13,0	0,016	445 x 191 x 190	
Upper left carriage		VE41KMCM1350SX0	30	13,0	0,016	445 x 191 x 190	
Lower carriage	17	VE41KMGLW310	30	2,9	0,008	295 x 292 x 100	
	33	VE41KMGLW320	30	3,6	0,008	295 x 292 x 100	

EXTERNAL DOOR SLIDING CARRIAGES









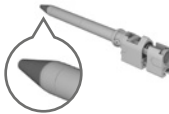






ARTICLE	 (mm)	 (mm)	PART NUMBER	 (pcs.)	 (kg)	 (m ³)	 (mm)	
Upper right carriage	≤ 23		VE41KMCM1370DX0	30	30,0	0,038	460 x 460 x 180	
Upper left carriage	≤ 23		VE41KMCM1370SX0	30	30,0	0,038	460 x 460 x 180	
Lower carriage	≤ 23	17	VE41KMGLW311	30	6,3	0,011	330 x 310 x 110	
	≤ 23	33	VE41KMGLW321	30	6,8	0,011	330 x 310 x 110	
Upper right carriage	≤ 26		VE41KMCM1375DX0	30	30,5	0,038	460 x 460 x 180	
Upper left carriage	≤ 26		VE41KMCM1375SX0	30	30,5	0,038	460 x 460 x 180	
Lower carriage	≤ 26	17	VE41KMGLW316	30	6,5	0,011	330 x 310 x 110	
	≤ 26	33	VE41KMGLW326	30	6,9	0,011	330 x 310 x 110	

ARTICLE	 (mm)	 (mm)	PART NUMBER	 (pcs.)	 (kg)	 (m ³)	 (mm)	
Upper right carriage	≤ 30		VE41KMCMI371DX0	30	31,0	0,038	460 x 460 x 180	
Upper left carriage	≤ 30		VE41KMCMI371SX0	30	31,0	0,038	460 x 460 x 180	
Lower carriage	≤ 30	17	VE41KMGLW312	30	6,7	0,011	330 x 310 x 110	
	≤ 30	33	VE41KMGLW322	30	7,1	0,011	330 x 310 x 110	
Upper right carriage	≤ 35		VE41KMCMI372DX0	30	32,0	0,043	530 x 460 x 180	
Upper left carriage	≤ 35		VE41KMCMI372SX0	30	32,0	0,043	530 x 460 x 180	
Lower carriage	≤ 35	17	VE41KMGLW313	30	7,0	0,022	390 x 310 x 190	
	≤ 35	33	VE41KMGLW323	30	7,4	0,022	390 x 310 x 190	
Upper right carriage	≤ 40		VE41KMCMI374DX0	30	33,0	0,043	530 x 460 x 180	
Upper left carriage	≤ 40		VE41KMCMI374SX0	30	33,0	0,043	530 x 460 x 180	
Lower carriage	≤ 40	17	VE41KMGLW315	30	7,3	0,011	330 x 310 x 110	
	≤ 40	33	VE41KMGLW325	30	7,7	0,011	330 x 310 x 110	















EXTERNAL DOOR SLIDING CARRIAGES

ARTICLE	 (mm)	 (mm)	PART NUMBER	 (pcs.)	 (kg)	 (m ³)	 (mm)	
Upper right carriage	≤ 50		VE41KMCM1373DX0	30	34	0,043	530 x 460 x 180	
Upper left carriage	≤ 50		VE41KMCM1373SX0	30	34	0,043	530 x 460 x 180	
Lower carriage	≤ 50	17	VE41KMGLW314	30	7,7	0,022	390 x 310 x 110	
	≤ 50	33	VE41KMGLW324	30	8,1	0,022	390 x 310 x 110	

SHOCK ABSORBER AND STOPPERS

ARTICLE	PART NUMBER					
		(pcs.)	(kg)	(m ³)	(mm)	
Magnetic damper 25 kg	VE41KMAMCMA0500	30	5,1	0,015	350 x 180 x 125	
Magnetic damper 45 kg	VE41KMAMCMA1000	30	5,1	0,015	350 x 180 x 125	
Magnetic damper 70 kg	VE41KMAMCMA2000	30	5,1	0,015	350 x 300 x 150	
Stop for magnetic damper 45 kg	VE41KMAMCMA5000	60	5,6	0,023	420 x 240 x 175	
Stop for magnetic damper 70 kg	VE41KMAMCMA5100	60	5,6	0,023	420 x 240 x 175	
Puller for magnetic damper	VE41KMAMCMA3000	30	0,7	0,005	240 x 200 x 100	
Final stop	VE41KMANCMI2000	60	2,4	0,003	140 x 140 x 140	
Activator for final stop	VE41KMANCMI3000	30	1,6	-	120 x 80 x 40	
Lower stopper	VE41KMGLW220	60	0,7	-	-	
Anti-collision pin	VE41KMGLW510	30	1,5	-	-	
Handle guard	VE41KMGLW230	30	0,1	-	-	

ACCESSORIES

ARTICLE		PART NUMBER	 (pcs.)	 (kg)	 (m ³)	 (mm)	
	(mm)						
Frontal pin		VE41MPGLW160	180	1,0	0,002	130 x 120 x 120	
Upper clip		VE41MPGLW260	180	2,2	0,011	330 x 310 x 110	
Lower clip		VE41MPGLW270.0	180	4,5	0,023	480 x 280 x 175	
Lower clip applicator		VE41MPGLW271.0	30	1,2	0,005	250 x 200 x 100	
Back plate		VE41MPGLW330	200	1,2	-	120 x 80 x 40	
Magnet 25x6		VE41MPMA250603	200	0,6	-	120 x 80 x 40	
Grey brush H7		VE41MPPB4829	325 m	2,0	0,030	350 x 350 x 250	
Set of anti-derailment devices (Right+Left)		VE41MPGLW280	30	0,7	0,005	234 x 174 x 119	
External door bracket cover	600	VE41CMVS00600A	10	4,3	0,003	100 x 50 x 600	
	700	VE41CMVS00700A	10	5,1	0,004	100 x 50 x 700	
	800	VE41CMVS00800A	10	5,8	0,004	100 x 50 x 800	
	900	VE41CMVS00900A	10	6,5	0,005	100 x 50 x 900	
	1000	VE41CMVS01000A	10	7,2	0,005	100 x 50 x 1000	
	1100	VE41CMVS01100A	10	7,9	0,006	100 x 50 x 1100	
	1200	VE41CMVS01200A	10	8,7	0,006	100 x 50 x 1200	
	1300	VE41CMVS01300A	10	9,4	0,007	100 x 50 x 1300	
	1400	VE41CMVS01400A	10	10,1	0,007	100 x 50 x 1400	
	1500	VE41CMVS01500A	10	10,8	0,008	100 x 50 x 1500	
	1600	VE41CMVS01600A	10	11,5	0,008	100 x 50 x 1600	
	1700	VE41CMVS01700A	10	12,3	0,009	100 x 50 x 1700	
	1800	VE41CMVS01800A	10	13,0	0,009	100 x 50 x 1800	
1900	VE41CMVS01900A	10	13,7	0,010	100 x 50 x 1900		
2000	VE41CMVS02000A	10	14,4	0,010	100 x 50 x 2000		

EXAMPLES OF THE LIST OF ITEMS REQUIRED FOR ONE WARDROBE

Example 1

Wardrobe with 2 doors of 900 mm, thickness 30 mm, H from the ground 17 mm, standard profile, shock absorber, front cover with brush, profile length 3100 mm.

1 x VE41PTA13100AB	1 x VE41KMCMI350SX0	2 x VE41KMGLW312	4 x VE41KMGLW220	2 x VE41MPPB4829
1 x VE41PTE13100AB	2 x VE41KMGLW310	2 x VE41KMAMCMA1000	1 x VE41KMGLW230	1 x VE41CMVS00900A
1 x VE41BTA03100AB	1 x VE41KMCMI371DX0	4 x VE41KMAMCMA5000	5 x VE41MPGLW330	
1 x VE41KMCMI350DX0	1 x VE41KMCMI371SX0	2 x VE41KMAMCMA3000	5 x VE41MPMA250603	

Example 2

Wardrobe with 3 doors of 1200 mm, thickness 35 mm, H from the ground 33 mm, reinforced profile, shock absorber, front cover with brush, profile length 6200 mm.

1 x VE41PIA26200AB	2 x VE41KMCMI350SX0	2 x VE41KMGLW323	4 x VE41KMGLW220	4 x VE41MPPB4829
1 x VE41PIE16200AB	4 x VE41KMGLW320	3 x VE41KMAMCMA2000	2 x VE41KMGLW230	1 x VE41CMVS01200A
1 x VE41BIA06200AB	1 x VE41KMCMI372DX0	6 x VE41KMAMCMA5000	8 x VE41MPGLW330	
2 x VE41KMCMI350DX0	1 x VE41KMCMI372SX0	3 x VE41KMAMCMA3000	8 x VE41MPMA250603	











Example 3













Wardrobe with two 800 mm doors, 23 mm thick, 17 mm high, standard profile, without damper and without front cover, 3100 mm long profiles.





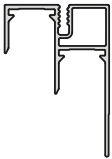


1 x VE41PTB13100AB	1 x VE41KMCMI350SX0	1 x VE41KMCMI370SX0	4 x VE41KMANCMI2000	1 x VE41KMGLW230
1 x VE41PTE13100AB	2 x VE41KMGLW310	2 x VE41KMGLW311	2 x VE41KMANCMI3000	1 x VE41CMVS00800A
1 x VE41KMCMI350DX0	1 x VE41KMCMI370DX0		4 x VE41KMGLW220	





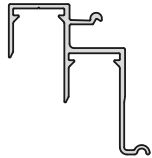
The examples show the amounts necessary for a cabinet; for the minimum quantity to be purchased, see the tables above.





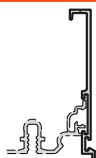
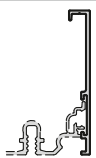
PROFILES

STANDARD UPPER PROFILES		PART NUMBER				FIXING	
	(mm)		(pcs.)	(kg)	(mm)		
Designed for front cover	6200	VE41PIA16200AB	8	39,0	105 x 115 x 6300	Klik 	21152 
	3100	VE41PTA13100AB	8	19,6	105 x 115 x 3200	Klik 	
Not designed for front cover	6200	VE41PIB16200AB	8	39,5	105 x 115 x 6300	Klik 	21151 
	3100	VE41PTB13100AB	8	19,8	105 x 115 x 3200	Klik 	






REINFORCED UPPER PROFILE		PART NUMBER				FIXING	
	(mm)		(pcs.)	(kg)	(mm)		
Designed for front cover	6200	VE41PIA26200AB	8	52,4	200 x 130 x 6300	Klik 	20944 
	3100	VE41PTA23100AB	8	26,2	200 x 130 x 3200	Klik 	
Not designed for front cover	6200	VE41PIB26200AB	8	52,6	200 x 130 x 6300	Klik 	20573 
	3100	VE41PTB23100AB	8	26,3	200 x 130 x 3200	Klik 	


LOWER PROFILE		PART NUMBER	 (pcs.)	 (kg)	 (mm)	FIXING	21162	
	(mm)							
	6200	VE41PIE16200AB	8	37,0	75 x 190 x 6300			
	3100	VE41PTE13100AB	8	18,5	75 x 190 x 3200			

LOWER PROFILE		PART NUMBER	 (pcs.)	 (kg)	 (mm)	FIXING	39428	
	(mm)							
	6200	VE41BIX06200AB	8	35,8	235 x 75 x 6300	Klik		
	3100	VE41BTX03100AB	8	17,9	235 x 75 x 3200	Klik		







FRONT COVER		PART NUMBER	 (pcs.)	 (kg)	 (mm)		34032	
	(mm)							
With housing for brush	6200	VE41BIA06200AB	8	15,7	125 x 75 x 6300			
	3100	VE41BTA03100AB	8	7,80	125 x 75 x 3200			
Without housing for brush	6200	VE41BIB06200AB	8	15,02	125 x 75 x 6300		35510	
	3100	VE41BTB03100AB	8	7,50	125 x 75 x 3200			


2-DOOR WITH DAMPER (25 KG)

ARTICLE			PART NUMBER				
	(mm)	(mm)		(pcs.)	(kg)	(m ³)	(mm)
Carriages and dampers for 2-door cabinet	≤ 23	17	VE41KSKACMA2013	1	4,52	0,013	330 x 230 x 170
	≤ 23	33	VE41KSKACMA2513	1	4,54	0,013	330 x 230 x 170
	≤ 26	17	VE41KSKACMA2063	1	4,56	0,013	330 x 230 x 170
	≤ 26	33	VE41KSKACMA2563	1	4,57	0,013	330 x 230 x 170
	≤ 30	17	VE41KSKACMA2023	1	4,59	0,013	330 x 230 x 170
	≤ 30	33	VE41KSKACMA2523	1	4,61	0,013	330 x 230 x 170
	≤ 35	17	VE41KSKACMA2033	1	4,65	0,014	340 x 240 x 175
	≤ 35	33	VE41KSKACMA2533	1	4,67	0,014	340 x 240 x 175
	≤ 40	17	VE41KSKACMA2043	1	4,71	0,014	340 x 240 x 180
	≤ 40	33	VE41KSKACMA2543	1	4,73	0,014	340 x 240 x 180
	≤ 50	17	VE41KSKACMA2053	1	4,89	0,015	340 x 240 x 190
	≤ 50	33	VE41KSKACMA2553	1	4,91	0,015	340 x 240 x 190










2-DOOR WITH DAMPER (45 KG)

ARTICLE			PART NUMBER				
	(mm)	(mm)		(pcs.)	(kg)	(m ³)	(mm)
Carriages and dampers for 2-door cabinet	≤ 23	17	VE41KSKACMA2010	1	4,52	0,013	330 x 230 x 170
	≤ 23	33	VE41KSKACMA2510	1	4,54	0,013	330 x 230 x 170
	≤ 26	17	VE41KSKACMA2060	1	4,56	0,013	330 x 230 x 170
	≤ 26	33	VE41KSKACMA2560	1	4,57	0,013	330 x 230 x 170
	≤ 30	17	VE41KSKACMA2020	1	4,59	0,013	330 x 230 x 170
	≤ 30	33	VE41KSKACMA2520	1	4,61	0,013	330 x 230 x 170
	≤ 35	17	VE41KSKACMA2030	1	4,65	0,014	340 x 240 x 175
	≤ 35	33	VE41KSKACMA2530	1	4,67	0,014	340 x 240 x 175
	≤ 40	17	VE41KSKACMA2040	1	4,71	0,014	340 x 240 x 180
	≤ 40	33	VE41KSKACMA2540	1	4,73	0,014	340 x 240 x 180
	≤ 50	17	VE41KSKACMA2050	1	4,89	0,015	340 x 240 x 190
	≤ 50	33	VE41KSKACMA2550	1	4,91	0,015	340 x 240 x 190










2-DOOR WITH DAMPER (70 KG)

ARTICLE			PART NUMBER				
	(mm)	(mm)		(pcs.)	(kg)	(m ³)	(mm)
Carriages and dampers for 2-door cabinet	≤ 23	17	VE41KSKACMA2015	1	4,52	0,013	330 x 230 x 170
	≤ 23	33	VE41KSKACMA2515	1	4,54	0,013	330 x 230 x 170
	≤ 26	17	VE41KSKACMA2065	1	4,56	0,013	330 x 230 x 170
	≤ 26	33	VE41KSKACMA2565	1	4,57	0,013	330 x 230 x 170
	≤ 30	17	VE41KSKACMA2025	1	4,59	0,013	330 x 230 x 170
	≤ 30	33	VE41KSKACMA2525	1	4,61	0,013	330 x 230 x 170
	≤ 35	17	VE41KSKACMA2035	1	4,65	0,014	340 x 240 x 175
	≤ 35	33	VE41KSKACMA2535	1	4,67	0,014	340 x 240 x 175
	≤ 40	17	VE41KSKACMA2045	1	4,71	0,014	340 x 240 x 180
	≤ 40	33	VE41KSKACMA2545	1	4,73	0,014	340 x 240 x 180
	≤ 50	17	VE41KSKACMA2055	1	4,89	0,015	340 x 240 x 190
	≤ 50	33	VE41KSKACMA2555	1	4,91	0,015	340 x 240 x 190










3-DOOR WITH DAMPER (25 KG)

ARTICLE			PART NUMBER				
	(mm)	(mm)		(pcs.)	(kg)	(m ³)	(mm)
Carriages and dampers for 3-door cabinet	≤ 23	17	VE41KSKACMA3013	1	6,02	0,013	330 x 230 x 170
	≤ 23	33	VE41KSKACMA3513	1	6,06	0,013	330 x 230 x 170
	≤ 26	17	VE41KSKACMA3063	1	6,05	0,013	330 x 230 x 170
	≤ 26	33	VE41KSKACMA3563	1	6,08	0,013	330 x 230 x 170
	≤ 30	17	VE41KSKACMA3023	1	6,09	0,013	330 x 230 x 170
	≤ 30	33	VE41KSKACMA3523	1	6,13	0,013	330 x 230 x 170
	≤ 35	17	VE41KSKACMA3033	1	6,15	0,014	340 x 240 x 175
	≤ 35	33	VE41KSKACMA3533	1	6,19	0,014	340 x 240 x 175
	≤ 40	17	VE41KSKACMA3043	1	6,21	0,014	340 x 240 x 180
	≤ 40	33	VE41KSKACMA3543	1	6,25	0,014	340 x 240 x 180
	≤ 50	17	VE41KSKACMA3053	1	6,39	0,015	340 x 240 x 190
	≤ 50	33	VE41KSKACMA3553	1	6,43	0,015	340 x 240 x 190










3-DOOR WITH DAMPER (45 KG)

ARTICLE			PART NUMBER				
	(mm)	(mm)		(pcs.)	(kg)	(m ³)	(mm)
Carriages and dampers for 3-door cabinet	≤ 23	17	VE41KSKACMA3010	1	6,02	0,013	330 x 230 x 170
	≤ 23	33	VE41KSKACMA3510	1	6,06	0,013	330 x 230 x 170
	≤ 26	17	VE41KSKACMA3060	1	6,05	0,013	330 x 230 x 170
	≤ 26	33	VE41KSKACMA3560	1	6,08	0,013	330 x 230 x 170
	≤ 30	17	VE41KSKACMA3020	1	6,09	0,013	330 x 230 x 170
	≤ 30	33	VE41KSKACMA3520	1	6,13	0,013	330 x 230 x 170
	≤ 35	17	VE41KSKACMA3030	1	6,15	0,014	340 x 240 x 175
	≤ 35	33	VE41KSKACMA3530	1	6,19	0,014	340 x 240 x 175
	≤ 40	17	VE41KSKACMA3040	1	6,21	0,014	340 x 240 x 180
	≤ 40	33	VE41KSKACMA3540	1	6,25	0,014	340 x 240 x 180
	≤ 50	17	VE41KSKACMA3050	1	6,39	0,015	340 x 240 x 190
	≤ 50	33	VE41KSKACMA3550	1	6,43	0,015	340 x 240 x 190









3-DOOR WITH DAMPER (70 KG)







ARTICLE			PART NUMBER				
	(mm)	(mm)		(pcs.)	(kg)	(m ³)	(mm)
Carriages and dampers for 3-door cabinet	≤ 23	17	VE41KSKACMA3015	1	6,02	0,013	330 x 230 x 170
	≤ 23	33	VE41KSKACMA3515	1	6,06	0,013	330 x 230 x 170
	≤ 26	17	VE41KSKACMA3065	1	6,05	0,013	330 x 230 x 170
	≤ 26	33	VE41KSKACMA3565	1	6,08	0,013	330 x 230 x 170
	≤ 30	17	VE41KSKACMA3025	1	6,09	0,013	330 x 230 x 170
	≤ 30	33	VE41KSKACMA3525	1	6,13	0,013	330 x 230 x 170
	≤ 35	17	VE41KSKACMA3035	1	6,15	0,014	340 x 240 x 175
	≤ 35	33	VE41KSKACMA3535	1	6,19	0,014	340 x 240 x 175
	≤ 40	17	VE41KSKACMA3045	1	6,21	0,014	340 x 240 x 180
	≤ 40	33	VE41KSKACMA3545	1	6,25	0,014	340 x 240 x 180
	≤ 50	17	VE41KSKACMA3055	1	6,39	0,015	340 x 240 x 190
	≤ 50	33	VE41KSKACMA3555	1	6,43	0,015	340 x 240 x 190




2-DOOR WITHOUT DAMPER

ARTICLE	 (mm)	 (mm)	PART NUMBER	 (pcs.)	 (kg)	 (m ³)	 (mm)
Carriages and stopper for 2-door cabinet	≤ 23	17	VE41KSNACMI2010	1	3,86	0,009	330 x 230 x 120
	≤ 23	33	VE41KSNACMI2510	1	3,88	0,009	330 x 230 x 120
	≤ 26	17	VE41KSNACMI2060	1	3,89	0,009	330 x 230 x 120
	≤ 26	33	VE41KSNACMI2560	1	3,92	0,009	330 x 230 x 120
	≤ 30	17	VE41KSNACMI2020	1	3,93	0,009	330 x 230 x 120
	≤ 30	33	VE41KSNACMI2520	1	3,95	0,009	330 x 230 x 120
	≤ 35	17	VE41KSNACMI2030	1	3,99	0,010	340 x 240 x 125
	≤ 35	33	VE41KSNACMI2530	1	4,01	0,010	340 x 240 x 125
	≤ 40	17	VE41KSNACMI2040	1	4,05	0,011	340 x 240 x 130
	≤ 40	33	VE41KSNACMI2540	1	4,07	0,011	340 x 240 x 130
	≤ 50	17	VE41KSNACMI2050	1	4,23	0,011	340 x 240 x 140
	≤ 50	33	VE41KSNACMI2550	1	4,25	0,011	340 x 240 x 140

3-DOOR WITHOUT DAMPER

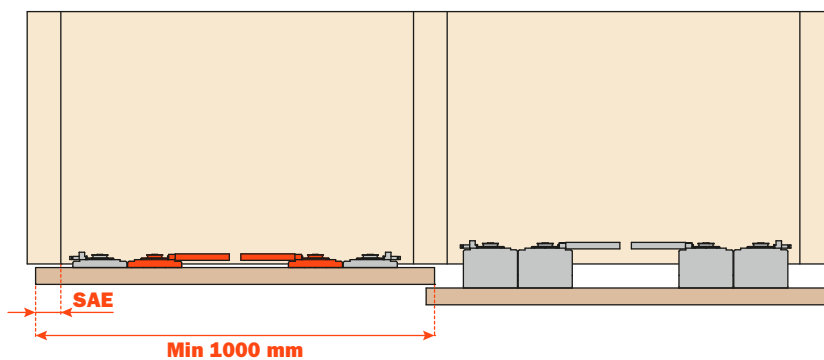
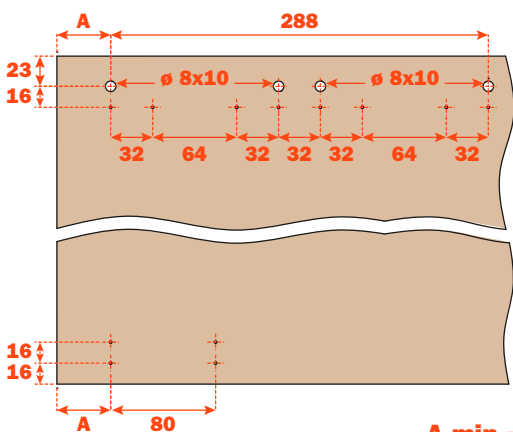

ARTICLE	 (mm)	 (mm)	PART NUMBER	 (pcs.)	 (kg)	 (m ³)	 (mm)
Carriages and stopper for 3-door cabinet	≤ 23	17	VE41KSNACMI3010	1	4,04	0,009	330 x 230 x 120
	≤ 23	33	VE41KSNACMI3510	1	4,24	0,009	330 x 230 x 120
	≤ 26	17	VE41KSNACMI3060	1	4,06	0,009	330 x 230 x 120
	≤ 26	33	VE41KSNACMI3560	1	4,28	0,009	330 x 230 x 120
	≤ 30	17	VE41KSNACMI3020	1	4,11	0,009	330 x 230 x 120
	≤ 30	33	VE41KSNACMI3520	1	4,31	0,009	330 x 230 x 120
	≤ 35	17	VE41KSNACMI3030	1	4,17	0,010	340 x 240 x 125
	≤ 35	33	VE41KSNACMI3530	1	4,37	0,010	340 x 240 x 125
	≤ 40	17	VE41KSNACMI3040	1	4,23	0,011	340 x 240 x 130
	≤ 40	33	VE41KSNACMI3540	1	4,43	0,011	340 x 240 x 130
	≤ 50	17	VE41KSNACMI3050	1	4,41	0,011	340 x 240 x 140
	≤ 50	33	VE41KSNACMI3550	1	4,61	0,011	340 x 240 x 140



100 KG CARRIAGE KIT

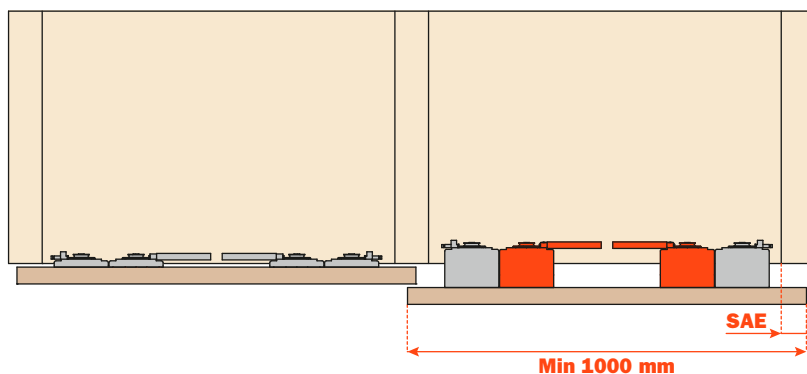
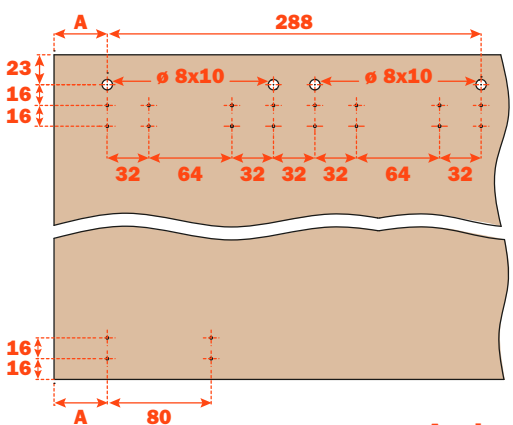
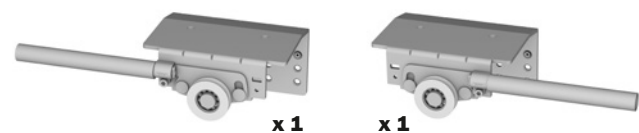
A pair of carriages, which in addition to the standard ones, increase the weight capacity of the system up to max. 100 kg per door.

ARTICLE	PART NUMBER	(pcs.)	(kg)	(m ³)	(mm)
Internal door carriages	VE41KSKPCMI1A99	1	1,2	0,011	340 x 240 x 136








$$A \text{ min} = \text{SAE} + 41 \text{ mm}$$

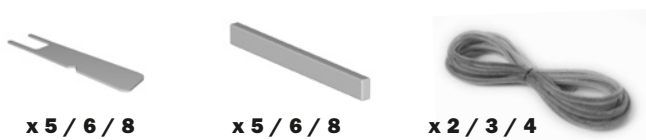
ARTICLE	(mm)	PART NUMBER	(pcs.)	(kg)	(m ³)	(mm)
External door carriages	23	VE41KSKPCMI1A19	1	2,2	0,011	340 x 240 x 136
	26	VE41KSKPCMI1A69	1	2,3	0,011	340 x 240 x 136
	30	VE41KSKPCMI1A29	1	2,3	0,011	340 x 240 x 136
	35	VE41KSKPCMI1A39	1	2,4	0,011	340 x 240 x 136
	40	VE41KSKPCMI1A49	1	2,5	0,011	340 x 240 x 136
	50	VE41KSKPCMI1A59	1	2,6	0,011	340 x 240 x 136







$$A \text{ min} = \text{SAE} + 41 \text{ mm}$$


FRONT COVER ACCESSORIES KIT

ARTICLE		PART NUMBER				
	(mm)		(pcs.)	(kg)	(m ³)	(mm)
Kit of magnets, back plates and brush	≤ 2000	VE41KSM0S05	1	0,10	-	120 x 80 x 4
	≤ 3000	VE41KSM0S06	1	0,12	-	120 x 80 x 4
	≤ 4000	VE41KSM0S07	1	0,14	-	120 x 80 x 4

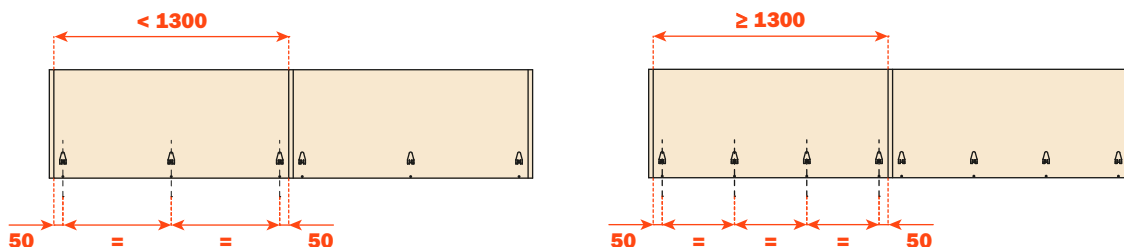


CLIP KIT

ARTICLE	PART NUMBER				
		(pcs.)	(kg)	(m ³)	(mm)
Set of 6 clips with applicator	VE41KSCLIP6	1	0,26	-	-
Set of 9 clips with applicator	VE41KSCLIP9	1	0,37	-	-



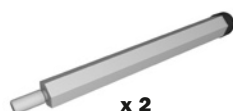
Klik



ANTI-COLLISION PINS KIT






For 3-door cabinets, is possible to order anti-collision pins, to be applied to the internal door (1 kit of 2 pieces).


ARTICLE	PART NUMBER	 (pcs.)	 (kg)	 (m ³)	 (mm)
Anti-collision pins	VE41KMGLW510C	1	0,05	-	-



x 2

DUST COVER WITH SELF ADHESIVE VELCRO

ARTICLE	 (mm)	PART NUMBER	 (pcs.)	 (kg)	 (m ³)	 (mm)
External door bracket cover	600	VE41CSVS00600A	1	0,31	0,003	900 x 110 x 30
	700	VE41CSVS00700A	1	0,33	0,003	900 x 110 x 30
	800	VE41CSVS00800A	1	0,35	0,003	900 x 110 x 30
	900	VE41CSVS00900A	1	0,38	0,003	900 x 110 x 30
	1000	VE41CSVS01000A	1	0,45	0,004	1200 x 110 x 30
	1100	VE41CSVS01100A	1	0,48	0,004	1200 x 110 x 30
	1200	VE41CSVS01200A	1	0,50	0,004	1200 x 110 x 30
	1300	VE41CSVS01300A	1	0,52	0,005	1500 x 110 x 30
	1400	VE41CSVS01400A	1	0,55	0,005	1500 x 110 x 30
	1500	VE41CSVS01500A	1	0,63	0,006	1500 x 110 x 30
	1600	VE41CSVS01600A	1	0,66	0,006	2000 x 110 x 30
	1700	VE41CSVS01700A	1	0,68	0,006	2000 x 110 x 30
	1800	VE41CSVS01800A	1	0,70	0,006	2000 x 110 x 30
1900	VE41CSVS01900A	1	0,72	0,006	2000 x 110 x 30	
2000	VE41CSVS02000A	1	0,85	0,006	2000 x 110 x 30	



EXAMPLES OF THE LIST OF ITEMS REQUIRED FOR ONE WARDROBE**Example 1**

Wardrobe with 2 doors (70 kg) of 900 mm, thickness 30 mm, H from the ground 17 mm, standard profile, shock absorber, front cover with brush, profile length 3100 mm.

1 x VE41PTA13100AB	1 x VE41KSM0S05
1 x VE41PTE13100AB	1 x VE41CSVS00900A
1 x VE41BTA03100AB	1 x VE41KSKACMA2025

Example 2

Wardrobe with 3 doors (45 kg) of 1200 mm, thickness 35 mm, H from the ground 33 mm, reinforced profile, shock absorber, front cover with brush, profile length 6200 mm.

1 x VE41PIA26200AB	1 x VE41KSM0S07
1 x VE41PIE16200AB	1 x VE41CSVS01200A
1 x VE41BIA06200AB	1 x VE41KSKACMA3530

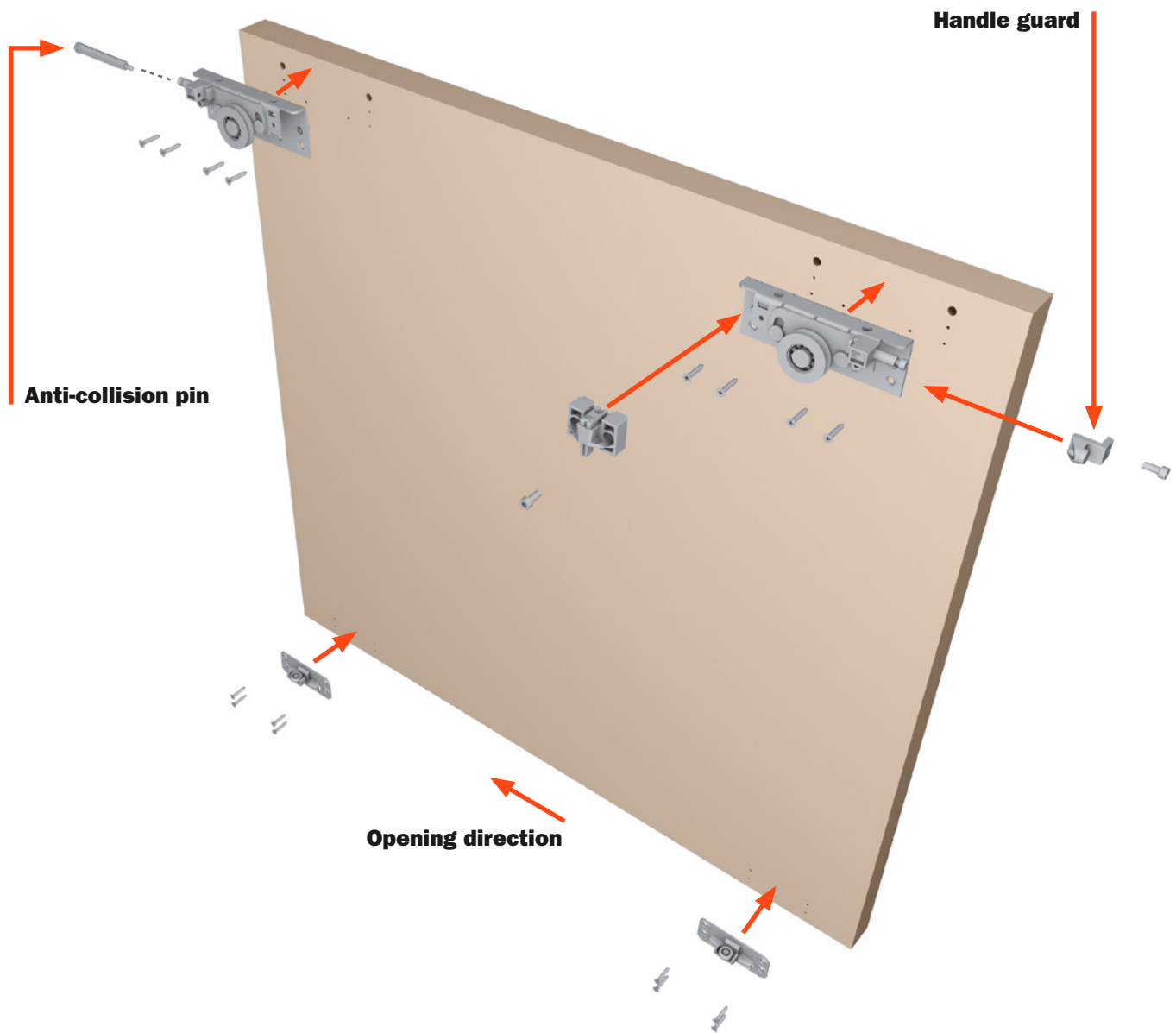
Example 3

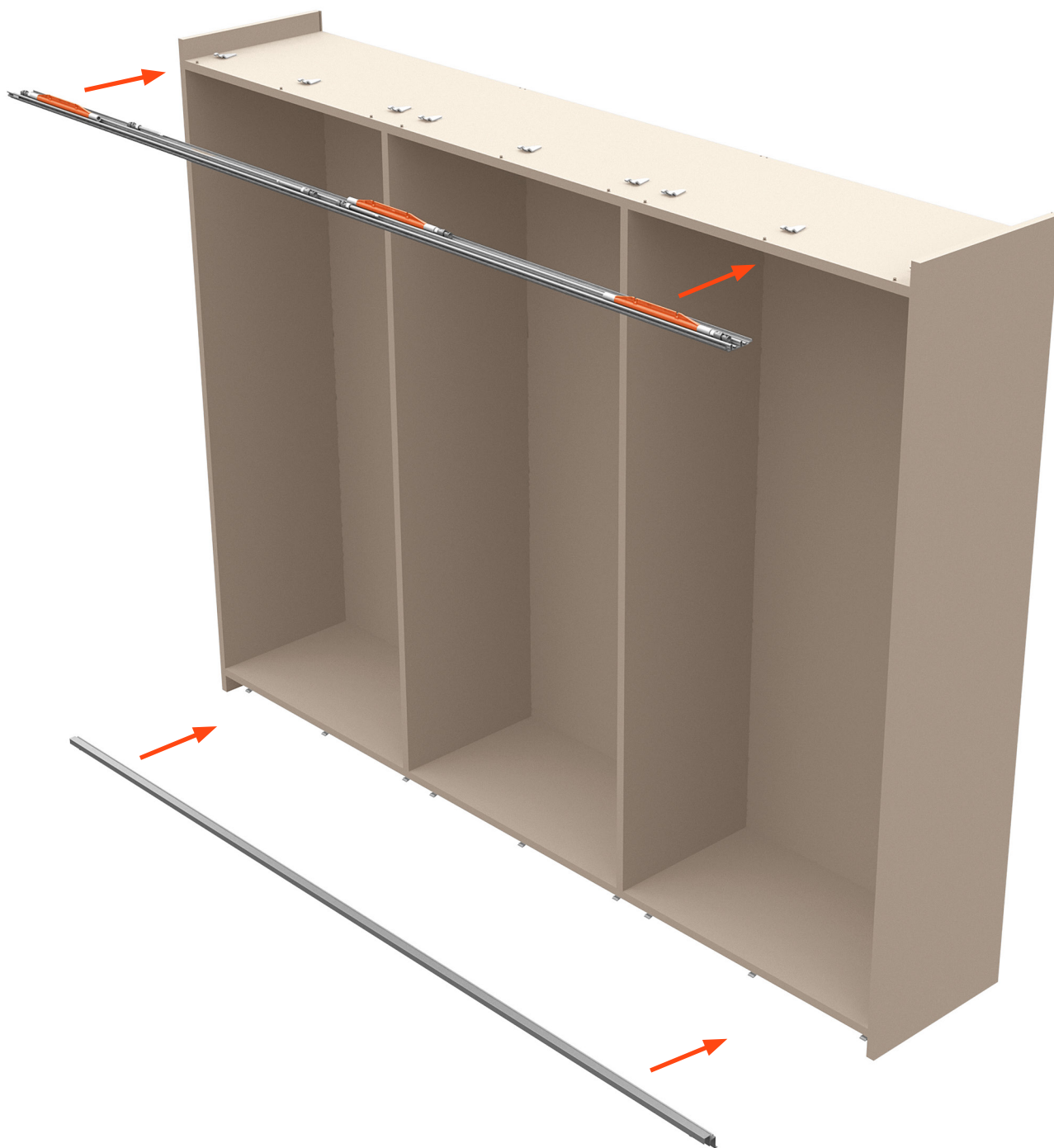
Wardrobe with 3 doors of 1200 mm, thickness 50 mm, H from the ground 33 mm, standard profile, without damper and front cover without brush, profile length 6200 mm.

1 x VE41PIA16200AB	1 x VE41KSM0S07
1 x VE41BIA06200AB	1 x VE41CSVS01200A
1 x VE41BIB06200AB	1 x VE41KSNACMI3550

The examples show the amounts necessary for a cabinet; for the minimum quantity to be purchased, see the tables above.

INTERNAL DOORS





PATENTS

Patent filed with the Ministry of Productive Activities - Italian Patent and Trademark Office (U.I.B.M.).

ARTURO SALICE S.p.A.

VIA PROVINCIALE NOVEDRATESE, 10
22060 NOVEDRATE (COMO) ITALIA
TEL. 031 790424
FAX 031 791508
info.salice@salice.com
www.salice.com

BORTOLUZZI SISTEMI S.p.A.

VIA CADUTI 14 SETTEMBRE 1944, 45
32100 BELLUNO ITALIA
TEL. 0437 930866
FAX 0437 931442
info@bortoluzzi.com
www.bortoluzzi.com

DEUTSCHE SALICE GMBH

RUDOLF DIESEL STR. 10
POSTFACH 1154
74382 NECKARWESTHEIM
TEL. 07233 9807-0
FAX. 07233 9807-16
info.salice@deutschesalice.de
www.deutschesalice.de

SALICE UK LTD.

KINGFISHER WAY
HINCHINGBROOKE BUSINESS PARK
HUNTINGDON CAMBS PE 29 6FN
TEL. 01480 413831
FAX. 01480 451489
info.salice@saliceuk.co.uk
www.saliceuk.co.uk

DEUTSCHE SALICE GMBH

VERKAUFSBÜRO NORD
RINGSTRASSE 36/A30 CENTER
32584 LÖHNE
TEL. 05731 15608-0
FAX. 05731 15608-10
vknord@deutschesalice.de
www.deutschesalice.de

SALICE AMERICA INC.

2123 CROWN CENTRE DRIVE
CHARLOTTE NC. 28227
TEL. 704 8417810
FAX. 704 8417808
info.salice@saliceamerica.com
www.saliceamerica.com

SALICE FRANCE S.A.R.L.

ROUTE DE GOA ZAC LES 3 MOULINS
06600 ANTIBES
TEL. 0493 330069
FAX. 0493 330141
info.salice@salicefrance.com
www.salicefrance.com

SALICE CANADA INC.

3500 RIDGEWAY DRIVE,
UNIT#1
MISSISSAUGA, ONTARIO, L5L 0B4
TEL. 905 8208787
FAX. 905 8207226
info.salice@salicecanada.com
www.salicecanada.com

SALICE ESPAÑA, S.L.U.

CALLE COPÉRNICO, 11
POLÍGONO INDUSTRIAL
COLL DE LA MANYA
08403 GRANOLLERS (BARCELONA)
TEL. 938 45 88 61
FAX 938 49 11 97
info.salice@saliceespana.es
www.saliceespana.es

**SALICE CHINA
(SHANGHAI) CO. LTD.**

1st FLOOR, B1 BLDG 928 MINGZHU ROAD
XUJING, QINGPU DISTRICT
SHANGHAI 201702 - CHINA
Tel. 021 3988 9880
Fax 021 3988 9882
info.salice@salicechina.com
www.salicechina.com

**Digital contents:**

- **Technical pamphlet in Pdf format**

We reserve the right to change technical specifications without notice.

DOCASS004ENG
Ed. 02 - 03/2019

