



**Montageanleitung für Einbau-Abfallammler**  
**Fitting instructions for Built-in Waste Bin**  
**Instructions de montage pour Poubelle à encastrer**  
**Montageplan voor Inbouwemmer**

M 9-211-415	7 X 4x15	
B 0101010-5	1 X	
M 0371420-1	1 X	
M 700 1009-1	1 X	
B 010 1410-1	1 X	
M 700 1010-1	1 X	
M 010 01411-1	1 X	

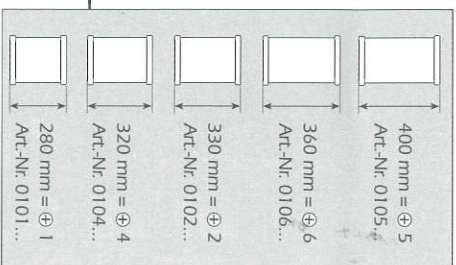
⊕ — **5** — ⊕  
 Art.-Nr. 0105...

⊕ — **6** — ⊕  
 Art.-Nr. 0106...

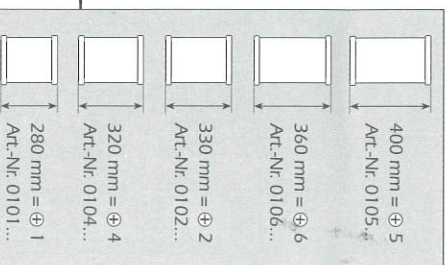
⊕ — **2** — ⊕  
 Art.-Nr. 0102...  
 ⊕ — **4** — ⊕  
 Art.-Nr. 0104...

⊕ — **1** — ⊕  
 Art.-Nr. 0101...

**Hinterkante Tür**  
**Rear edge, door**  
**Arête arrière de la porte**  
**Achterkant deur**



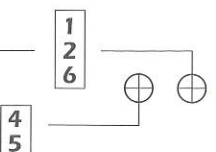
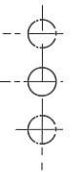
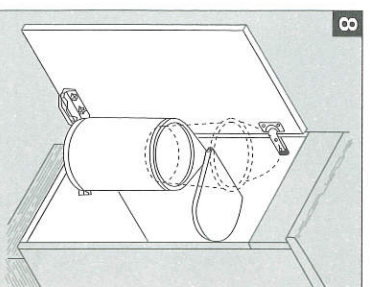
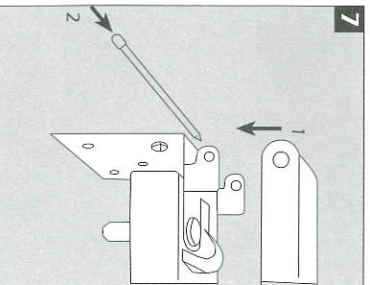
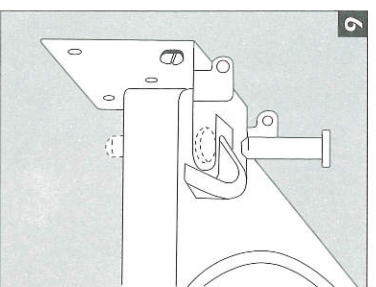
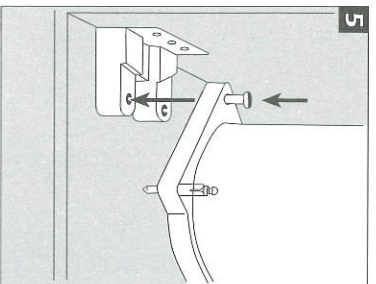
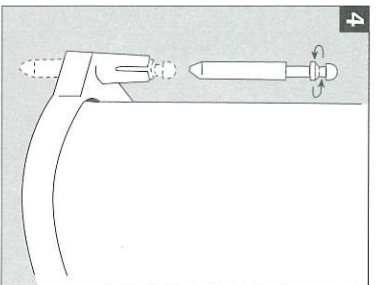
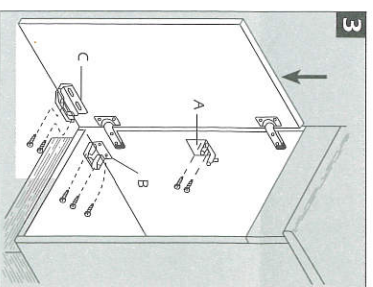
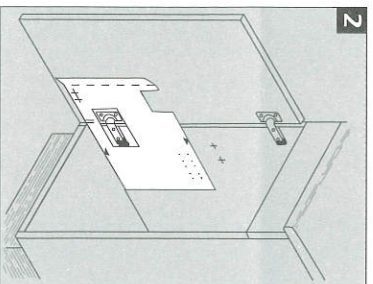
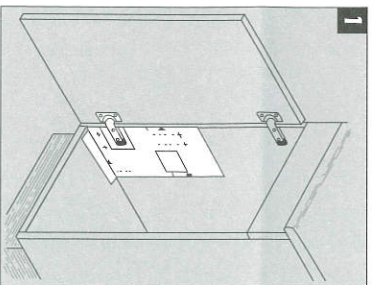
**Schrankboden**  
**Cabinet base shelf**  
**Fond de l'armoire**  
**Bodem kast**



Die Pflege und Reinigung kann mit handelsüblichen Reinigungsmitteln erfolgen.  
 The waste bin can be cleaned w/tn commercial household cleaner.  
 La poubelle peut être nettoyée avec produits de nettoyage usuels.  
 El cubo de basura se puede limpiar con limpiador domestico commercial.  
 Onderhoud en reinigen met normale spoelmiddelen voor huishoudelijk gebruik.

06. 06. DM  
**Ident-Nr.**  
**MA 0009001/1**

**Links angeschlagene Tür**  
**Vorderkante Seitenwand**  
**Left handed door**  
**front edge, side panel**  
**Porte avec charnières à gauche**  
**arête avant panneau de côté**  
**Links aanslag deur**




**Schrankboden**  
**Cabinet base shelf**  
**Fond de l'armoire**  
**Bodem kast**

**Montageanleitung für Einbau-Abfallsammler**  
**Fitting instructions for Built-in Waste Bin**  
**Instructions de montage pour Poubelle à encastrer**  
**Montageplan voor inbouwemmer**



7 x 4x15 M 211-415	1x B 0101010-5	1x M 0371420-1	1x M 700 1009-1	1x B 010 1410-1	1x M 700 1010-1	1x M 010 01411-1



Schrankboden  
Cabinet base shelf  
Fond de l'armoire  
Bodem kast

400 mm = ⊕ 5 Art.-Nr. 0105...	360 mm = ⊕ 6 Art.-Nr. 0106...	330 mm = ⊕ 2 Art.-Nr. 0102...	320 mm = ⊕ 4 Art.-Nr. 0104...	280 mm = ⊕ 1 Art.-Nr. 0101...

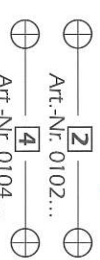
Hinterkante Tür  
Rear edge, door  
Aète arrière de la porte  
Achterkant deur



5  
Art.-Nr. 0105...



6  
Art.-Nr. 0106...



2  
Art.-Nr. 0102...  
4  
Art.-Nr. 0104...



1  
Art.-Nr. 0101...

Die Pflege und Reinigung kann mit handelsüblichen Reinigungsmitteln erfolgen.

The waste bin can be cleaned with commercial household cleaner.

La poubelle peut être nettoyée avec produits de nettoyage usuels.

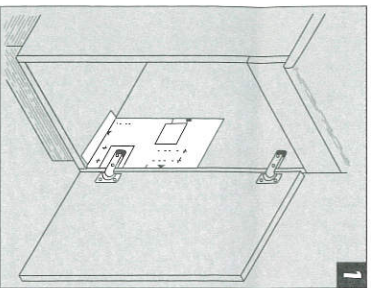
El cubo de basura se puede limpiar con limpiador domestico commercial.

Onderhoud en reiniging met normale spoelmiddelen voor huishoudelijk gebruik.

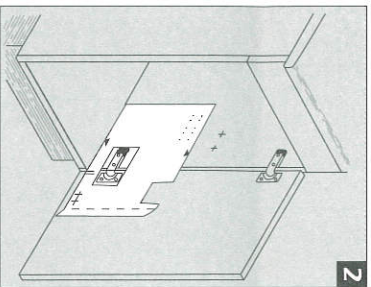
**Ident-Nr.**  
**MA 0009001/1**

06. 06. DM

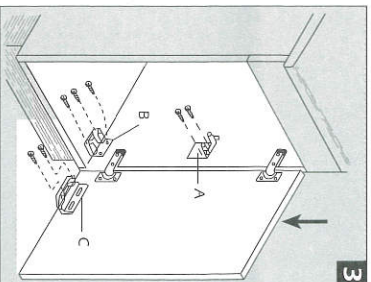
Rechts angeschlagene Tür  
Vorderkante Seitenwand  
Right handed door  
front edge, side panel  
Porte avec charnières à droite  
aète avant panneau de côté  
Rechts aanslag deur



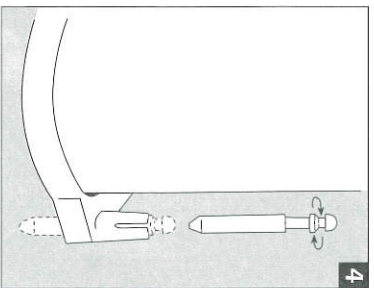
1



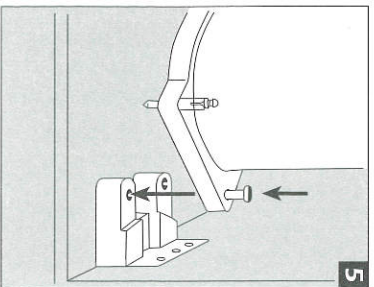
2



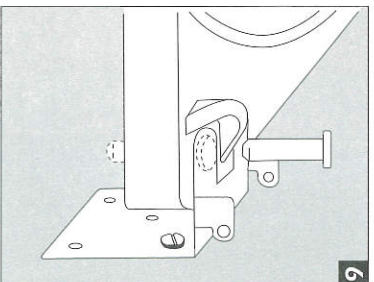
3



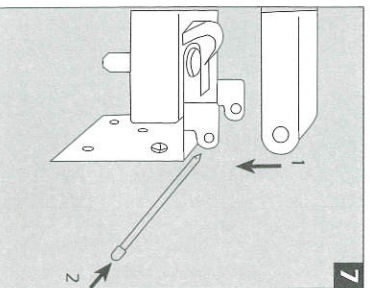
4




5



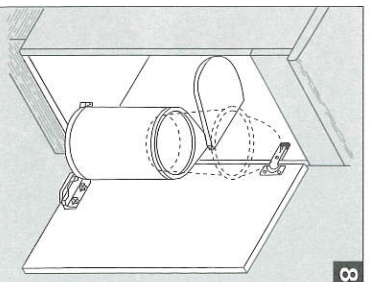
6



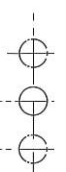
7



8



9



Schrankboden  
Cabinet base shelf  
Fond de l'armoire  
Bodem kast